PLANIMETRIA PROGETTO- PIANO COPERTURA
DETTAGLIO A - scala 1:100

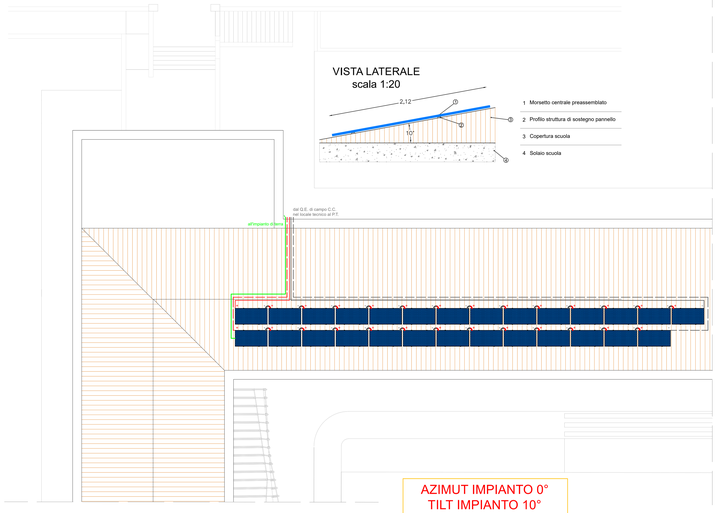

PLANIMETRIA PROGETTO- PIANO TERRA
DETTAGLIO A - scala 1:100

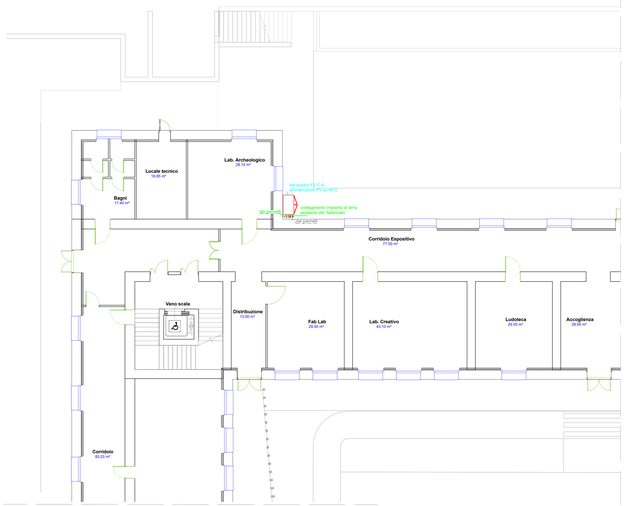

SCHEMA ELETTRICO UNIFILARE

Legenda dei simboli

INV	Inverter
	Stringa
KM	Contatore
	Fusibile
SPD	SPD
	Interruttore di manovra-sezionatore
MPPT	MPPT
	Contattore
	Sistema di protezione di interfaccia
	Interruttore magnetotermico
	Interruttore magnetotermico differenziale
M	Morsettiera

DG: Dispositivo Generale
DDI: Dispositivo di interfaccia
DDG: Dispositivo del Generatore

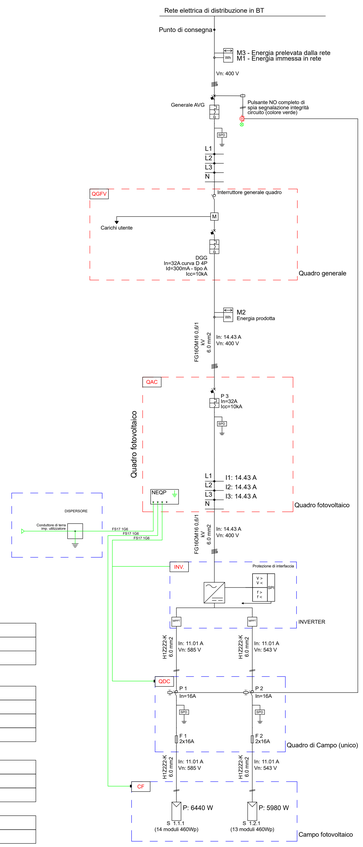

SCHEMA UNIFILARE SCUOLA
Connessione Trifase in BT, protezione di interfaccia (PI) unica ed esterna ai convertitori c.c./c.a.

DATI GENERALI

COMMITTENTE	Comune di Mores (SS)
TECNICO	Ing. Enrico SINI
TAVOLA	Schema unifilare dell'impianto

DATI IMPIANTO

NOME IMPIANTO	Impianto FV Scuola
LOCALITA'	Mores
INDIRIZZO	C.so Vittorio Emanuele 143
POTENZA	12.420 kW

G1	Generatore Scuola
POTENZA	Wp.tot = 12.420 kW (27 Moduli x 0.46 kW)
MODULI - Campo fotovoltaico 2	JA Solar Holdings, JAM72D20 460 MB

INVERTER	PEIMAR, PSI, PSI-J12000-TP, 10 000 W (2 MPPT)
Configurazione	1 Inverter x (1 x 16; 1 x 16)

Particolare pannello fotovoltaico

Collegamento in serie pannelli fotovoltaici

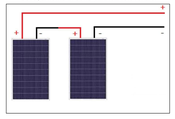

Pannelli fotovoltaici



PLANIMETRIA PROGETTO- PIANO PRIMO
DETTAGLIO A - scala 1:100

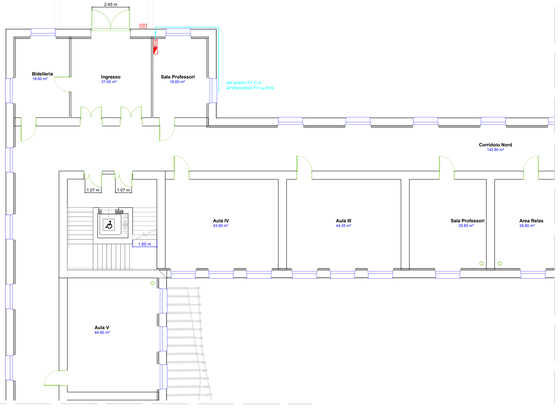

PLANIMETRIA GENERALE- PIANO COPERTURA
scala 1:200

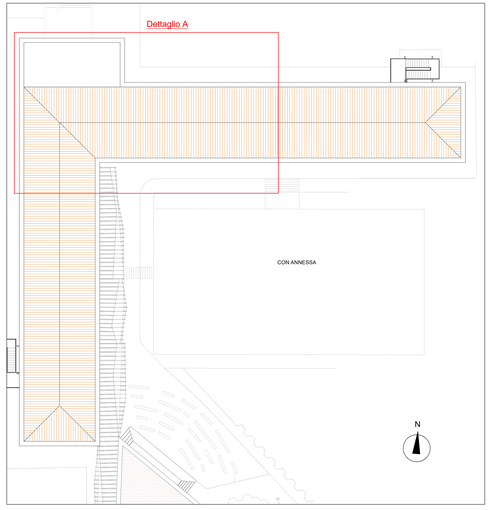

MECHANICAL DIGRAMS

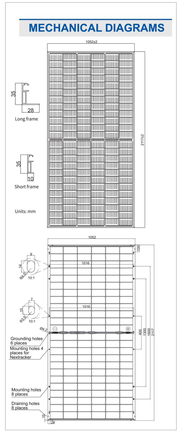
1652
28
Long frame
30
992
Short frame
Units: mm
2279
1652
1016
1016
Grounding holes
8 places
Mounting holes 4 places for Heatsinks
Mounting holes
8 places
Draining holes
8 places
992
30
28
30
992
30
28
30
992
30
28
30